

**PRODUCT  
CATALOGUE**

IUI AND EMBRYO TRANSFER

**CATHETERS**

OOCYTE RETRIEVAL

**NEEDLES**



**Quality Results  
for Life**

OOCYTE RETRIEVAL  
**NEEDLES**

# OOCYTE RETRIEVAL NEEDLES

Manufactured from high quality stainless steel, its triple cut blade provides a fast puncture, minimizing damage to the ovarian tissue. The excellent control of the puncture allows the operation time to be reduced, retrieving oocytes in the best possible conditions.

Its "Thin Wall" design allows the same internal aspiration diameter to be maintained with needles of a smaller external diameter, thus reducing the risk of bleeding and lesions for the patient, improving their recovery time.

Our range of diameters, from 16G to 21G, the largest on the market, offers ideal options for working with patients with low response, or even in natural cycles, allowing the follicular aspiration to be carried out without anesthetic with the smallest diameters.

## Main Features

### **TIP WITH ECHOGENIC MARKING**

Guarantees high ultrasound visibility and a safer approach to the follicle thanks to the marking to the very tip of the needle

### **THIN WALL DESIGN**

Provides thinner needles maintaining the same inner diameter

### **TRIPLE CUT BLADE**

Ensures a clean and smooth puncture minimizing trauma and improves patient recovery after oocyte retrieval

### **ERGONOMIC HANDLE WITH POSITION MARKER**

Provides additional control throughout the oocyte pick-up and helps to control the position of the needle blade

### **SILICON BUNG WITH SYRINGE CONNECTION**

Facilitates the flushing of the needle

## OOCYTE RETRIEVAL NEEDLES

### The IVF journey starts with the oocyte retrieval process:

The correct choice of oocyte retrieval needles, ensures successful follicular aspiration and maximizes the number of oocytes retrieved.

## FOLLICULAR ASPIRATION

Follicular aspiration consists of aspirating the fluid from the ovarian follicles vaginally using an ultrasound-guided needle.



Learn more about  
**The Importance of  
Aspiration Pressure  
for an Efficient  
Oocyte collection.**



### Kitazato recommended aspiration pressures:

Needle Gauge Single Lumen	Aspiration Pressure	
	(mmHg)	(kPa)
16G	100±25	13.3±3.3
17G	125±25	16.7±3.3
18G	150±25	20.0±3.3
19G	175±25	23.3±3.3
20G	200±25	26.7±6.6
21G	225±25	30.0±6.6

Needle Gauge Double Lumen	Aspiration Pressure	
	(mmHg)	(kPa)
16G	150±25	20.0±3.3
17G	175±25	23.3±3.3
18G	200±25	26.7±3.3

## LESS PAIN WITH **THIN WALL DESIGN**

A Kitazato needle offers the same inner diameter width for the aspiration opposed to other brand thicker needles.

This allows oocyte retrieval to be carried out with a smaller gauge needle and therefore reduces the possibility of bleeding and the risk of injuries to the uterine lining, whilst minimizing stress in the oocyte during aspiration.



**Kitazato Needle**  
Less damage to the ovary



**Competitor Needle**

## WIDE RANGE OF **DIAMETRES**

We offer a wide range of Oocyte Retrieval Needles with single lumen (from 16G to 21G) and double lumen (from 16G to 18G).

With the aim of minimizing distress to the patient, **Kitazato offers a full range of Thin Wall needles from 16G to 21G**. The smaller diameters are ideal for patients with low response or for natural cycles, even allowing to work without anesthesia during the ovarian puncture.



## OOCYTE RETRIEVAL NEEDLES

# SINGLE LUMEN NEEDLES

Kitazato single lumen needles with line for pump assisted aspiration, provide a reliable oocyte retrieval whilst guaranteeing a continuous aspiration flow to minimize oocyte stress.

Available from 16G to 21G and with different lengths of aspiration lines.



### Single Lumen Pump Aspiration

Order Number	Gauge	Length (cm)	Aspiration Line (cm)
326001	16	35	80
327001	17	35	80
328001	18	35	80
329001	19	35	80
320001	20	35	80
320002	20	30	80
322002	21	30	80
321002	22	30	80

### Quality control

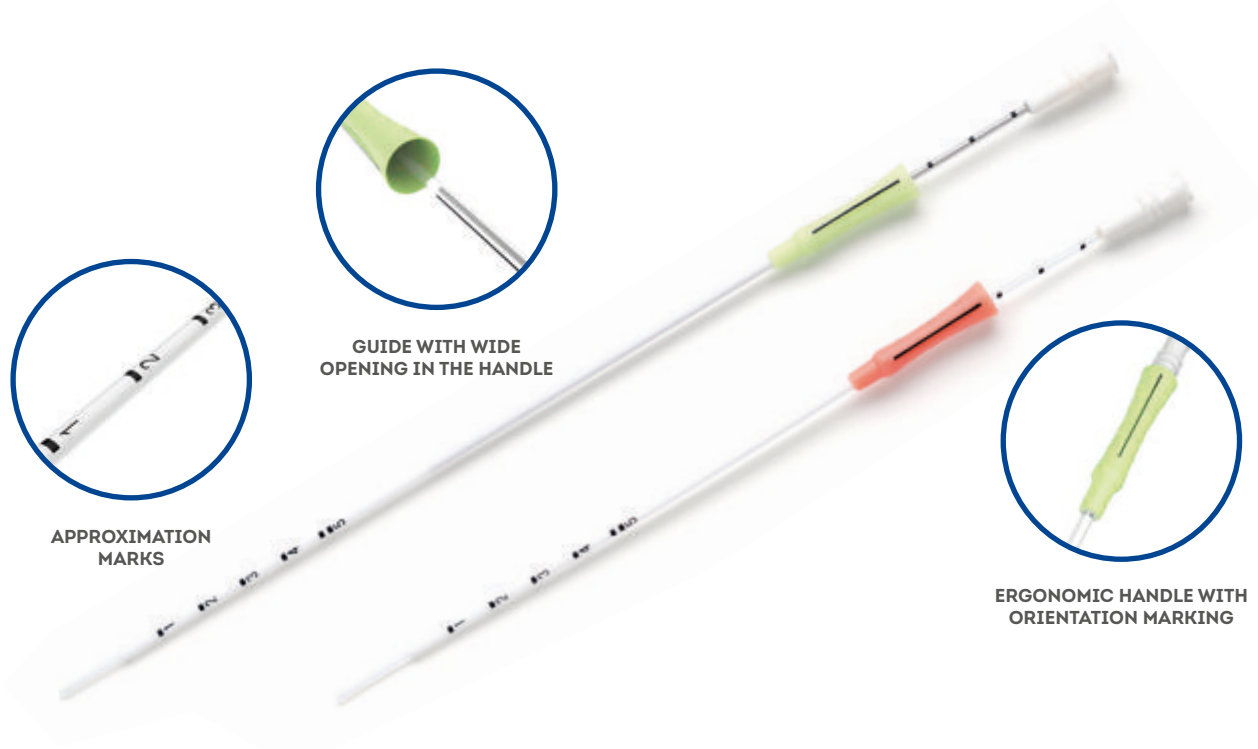
- SAL (Sterility Assurance Level):  $10^{-6}$
- LAL assay for Endotoxin
- MEA (Mouse embryo assay)
- Shelf life: 3 years

EMBRYO  
TRANSFER  
**STRAIGHT  
CATHETERS**

## EMBRYO TRANSFER CATHETERS

# STRAIGHT CATHETERS

Designed following the advice of the most reputed gynaecologists, **EC-PRO** ET Catheters offer excellent control, visibility and smoothness to minimize trauma to the patient and maximize embryo implantation.



## Main Features

### GUIDE WITH WIDE OPENING IN THE HANDLE

allows the inner catheter to be inserted easily

### MALLEABLE GUIDE WITH MEMORY

maintains its shape for a long period of time

### ERGONOMIC HANDLE WITH ORIENTATION MARKING

for safe and precise handling during the transfer

### APPROXIMATION MARKS

on the catheter to monitor the insertion in the uterine cavity and facilitate the loading phase

### SMOOTH TIP

for atraumatic insertion

Catheters and stylets  
**AVAILABLE IN TWO LENGTHS**  
(18cm and 23cm)



## Straight Catheters

**Soft and flexible**  
EC-PRO catheter

**With memory:**  
it can be bent and shaped as desired

**Wide range**  
available to suit all needs

**Available in set with obturator and trial catheter:**  
this prevents blood and mucus entering through the tip

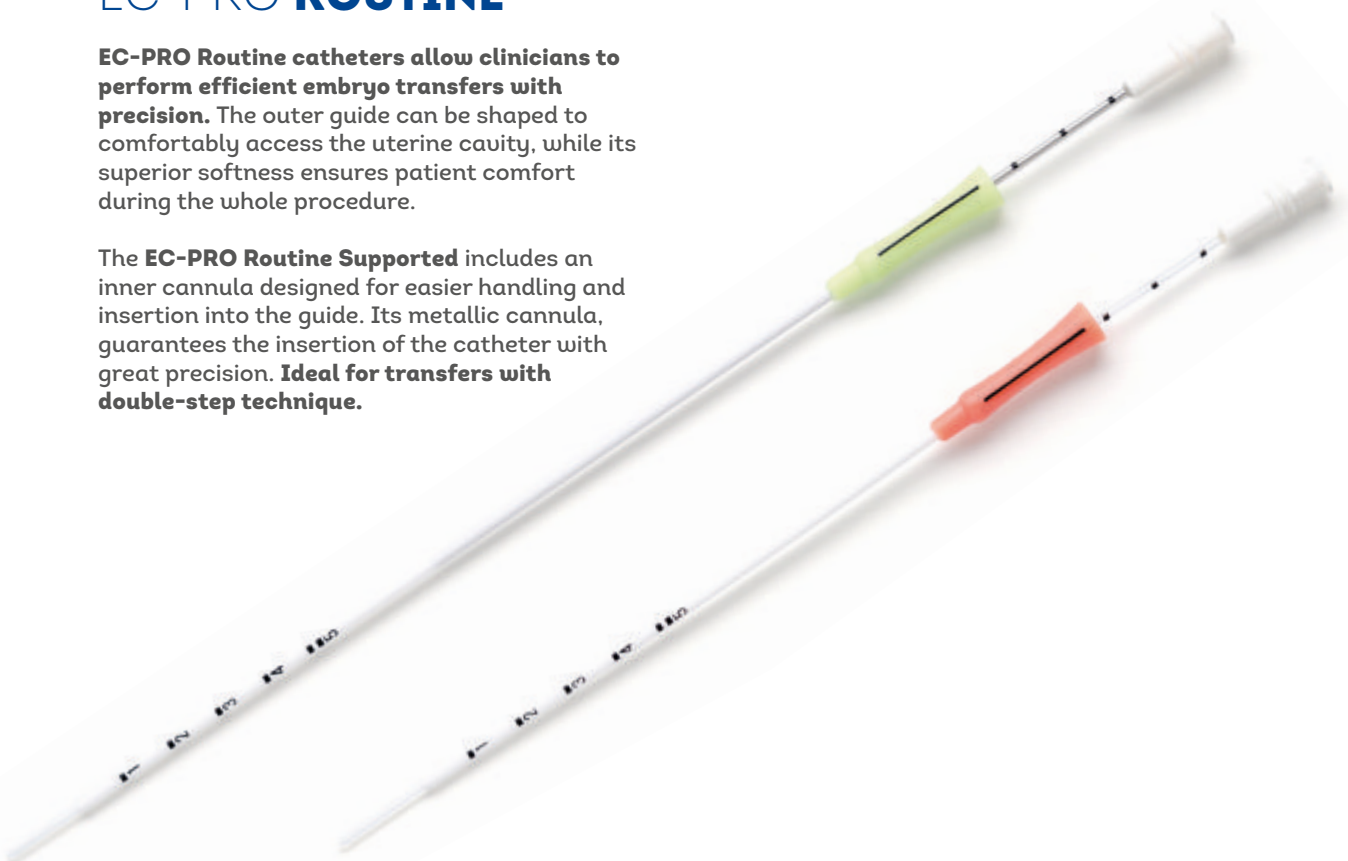
**Echogenic model**  
EC-PRO Master facilitates the visibility of the internal catheter

**Stylet set with guide** helps cannulation in difficult transfers

### EC-PRO ROUTINE

**EC-PRO Routine catheters allow clinicians to perform efficient embryo transfers with precision.** The outer guide can be shaped to comfortably access the uterine cavity, while its superior softness ensures patient comfort during the whole procedure.

The **EC-PRO Routine Supported** includes an inner cannula designed for easier handling and insertion into the guide. Its metallic cannula, guarantees the insertion of the catheter with great precision. **Ideal for transfers with double-step technique.**



## EMBRYO TRANSFER CATHETERS

### EC-PRO TRIAL

**EC-PRO Trial** allows positioning the guide in place before inserting an embryo-loaded inner catheter.



### STYLET

Stylets can be molded and provide rigidity to the guide during transfer. Available for the whole range.

### EC-PRO Routine

Order Number	Description	Diameter (Fr)	Length (cm)
275028	Trial Catheter and Guide	4.7	18
275033	Trial Catheter and Guide	4.7	23
205128	Supported Catheter	4.7	18
205133	Supported Catheter	4.7	23
215028	Catheter and Guide	4.7	18
215033	Catheter and Guide	4.7	23
215128	Supported Catheter and Guide	4.7	18
215133	Supported Catheter and Guide	4.7	23

### Stylets

Order Number	Description	Length (cm)	Quantity
294025	Soft stylet with guide for 18cm catheter	15	10
294030	Soft stylet with guide for 23cm catheter	20	10

### Quality control

- SAL (Sterility Assurance Level):  $10^{-6}$
- LAL assay for Endotoxin
- MEA (Mouse embryo assay)
- Shelf life: 3 years

EMBRYO  
TRANSFER  
**PRECURVED  
CATHETERS**

## EMBRYO TRANSFER CATHETERS

# PRECURVED ET CATHETERS

**Kitazato Precurved ET Catheters offer superior smoothness in a range of 3 and 4 Frenchs and two different types of tips: straight or bulb.**

The characteristic curve and flexibility of the outer sheath allows easy and atraumatic navigation through the cervical canal.

Its visibility under the ultrasound improves positioning and precision during the embryo transfer improving implantation.

Kitazato Precurved ET catheter is available for both single and double step embryo transfers.

## Main Features

### WIDE OPENING AT THE HANDLE

Allows inner catheter to be inserted easily in the guide

### SUPPORTED INNER CATHETER

for better control and insertion into the guide

### STOPPER FOR SETTING THE GUIDE

for atraumatic insertion

### SOFT AND HIGHLY FLEXIBLE

for easier navigation through the cervical canal

### OPTIONAL ROUNDED BULB TIP

to reduce trauma during the insertion

### ECHOGENIC RING NEXT TO THE BULB

for enhanced echogenicity

### SUPERIOR SMOOTHNESS

### APPROXIMATION MARKS

on the guide and catheter for a greater precision in the maneuver

Precurved ET Catheters with curvature and high flexibility **ensure an easy navigation through the cervix in all kinds of anatomies.**



## Precurved Catheters

**Available in 3 and 4 French diameters**

**Rounded tip** to facilitate atraumatic insertion

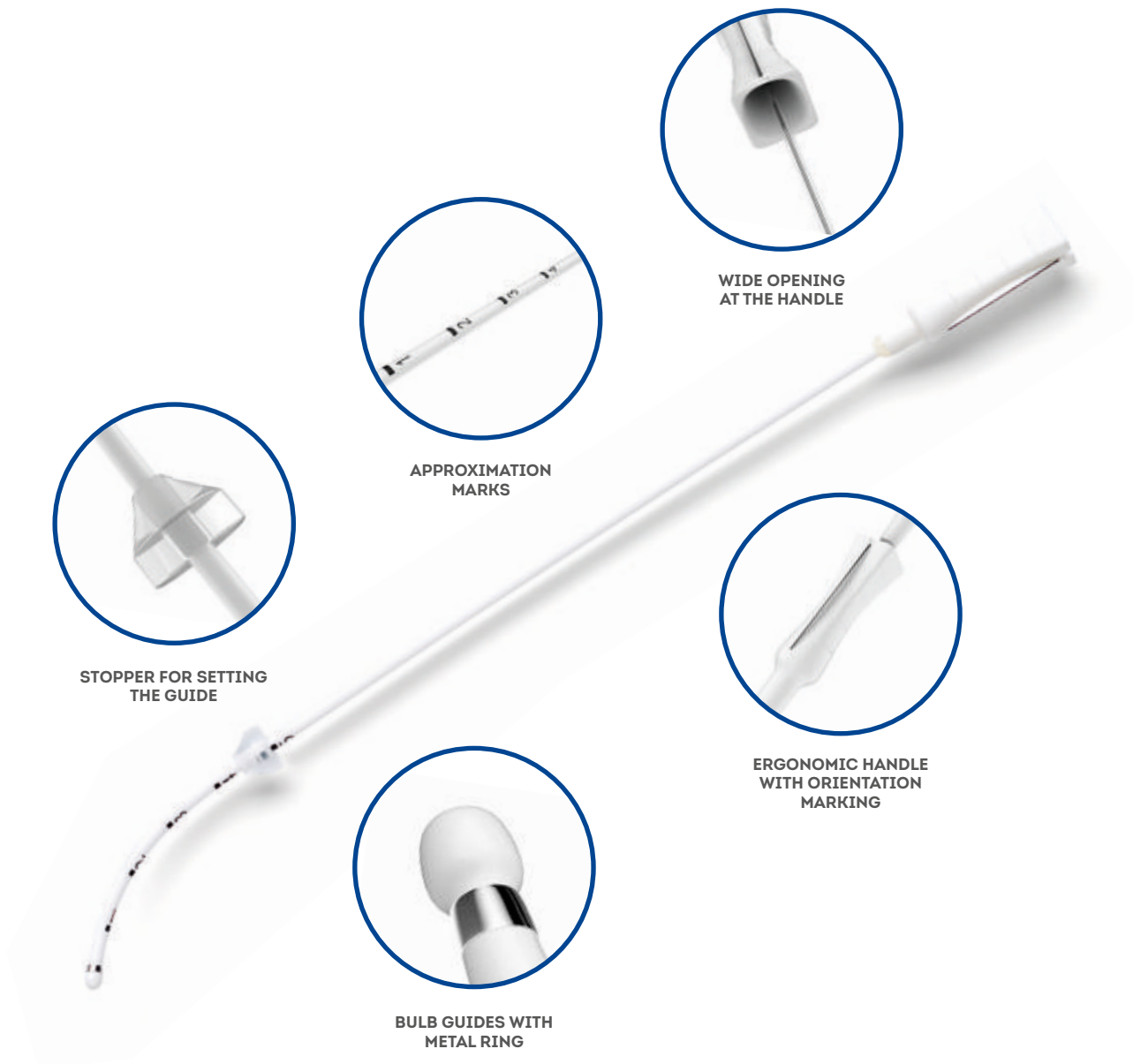
**Available in set with obturator**

**Stylet available separately:** helps cannulation in difficult transfers

**Positioning mark on the handle** to know the direction of catheter curvature

**Straight and bulb tip**  
Two different types of tip available

## EMBRYO TRANSFER CATHETERS



## DOUBLE STEP EMBRYO TRANSFERS SET

Kitazato Pre-curved ET catheter is available in sets, including:


- Catheter
- Guide
- Obturator

Stylets also available for difficult transfers.




# PRODUCT REFERENCES

## Bulb Tip Guide



Order Number	Description	Diameter (Fr)	Length (cm)
213332	Catheter and Guide	3	22
213335	Catheter and Guide	3	25
214432	Catheter and Guide	4	22
214435	Catheter and Guide	4	25
223332	Catheter and Guide with Obturator	3	22
223335	Catheter and Guide with Obturator	3	25
224432	Catheter and Guide with Obturator	4	22
224435	Catheter and Guide with Obturator	4	25
223350	Catheter and Guide with Obturator	3	40

## Straight Tip Guide



Order Number	Description	Diameter (Fr)	Length (cm)
214332	Catheter and Guide	4	22
214335	Catheter and Guide	4	25
224332	Catheter and Guide with Obturator	4	22
224335	Catheter and Guide with Obturator	4	25

## Stylets

Order Number	Description	Diameter (Fr)	Length (cm)
214332	Stylet for guide with 22cm catheter	3	17
214335	Stylet for guide with 25cm catheter	3	20
224332	Stylet for guide with 22cm catheter	4	17
224335	Stylet for guide with 25cm catheter	4	20

## Quality control

- SAL (Sterility Assurance Level):  $10^{-6}$
- LAL assay for Endotoxin
- MEA (Mouse embryo assay)
- Shelf life: 3 years

**INTRAUTERINE  
INSEMINATION  
CATHETERS**



# INTRAUTERINE INSEMINATION CATHETERS

Improve your success rates in intrauterine insemination with our full range of IUI catheters. To adapt to your preferences and cover your needs, Kitazato offers 4 levels of rigidity and two different lengths.



DOUBLE LATERAL  
OPENING TIP

## Main Features

### DOUBLE LATERAL OPENING TIP

For improved semen dispersion

### SMOOTH AND ROUNDED TIP

For an easy insertion

### FOUR TYPES OF RIGIDITY

Soft, Intermediate,  
Ultimate and Hard

### INTEGRATED INNER STYLET

In stiffer models  
provides additional  
rigidity

## INSEMINATION CATHETERS

### **SOFT** IUI CATHETER

This soft catheter minimizes trauma to the patient.



### **INTERMEDIATE** IUI CATHETER

Allows for some flexibility and malleability.



### **ULTIMATE** IUI CATHETER

Malleable catheter that adopts the desired shape to facilitate its insertion.



### **HARD** IUI CATHETER

Flexible catheter with built-in stylet. Adopts and maintains the desired shape.



# PRODUCT REFERENCES

## IUI Catheters

Order Number	Description	Diameter (Fr)	"Length (cm)"
131194	Soft	5.2	18
131192	Intermediate	6	18
131196	Ultimate (with built-in stylet)	6	18
131191	Hard (with built-in stylet)	6	18
131114	Soft	5.2	10
131112	Intermediate	6	10
131116	Ultimate (with built-in stylet)	6	10
131111	Hard (with built-in stylet)	6	10

## Quality control

- SAL (Sterility Assurance Level):  $10^{-6}$
- LAL assay for Endotoxin
- MEA (Mouse embryo assay)
- HSSA (Human Sperm Survival Assay)
- Shelf life: 3 years

TRAINING  
**PROGRAM**

# OUR GREATEST ACHIEVEMENT IS FOR YOU **TO OBTAIN THE BEST CLINICAL RESULTS**

Kitazato has spent over a decade investing in training and workshops around the world. Thousands of embryologists have learned the Tips & Tricks of the Kitazato Vitrification, whether at conferences, on visits to clinics, or at our reference support centers and training facilities.

We know that **The Cryotop® Method** offers the best survival results on the market, and we are committed to helping you achieve this. To do so, our trainings are always led by experienced professionals, belonging to some of the most renowned clinics in the world, supported by our team of specialized embryologists.

During our trainings, we reinforce the learning process by starting with a theoretical session followed by a hands-on one in which trainers share valuable knowledge and experiences from their daily routines that will help you master **The Cryotop® Method**. We guarantee that no question will go unanswered.

**8**

Hands-on  
workshops  
regularly led in  
8 countries

**+5,000**

Embryologists  
trained  
worldwide

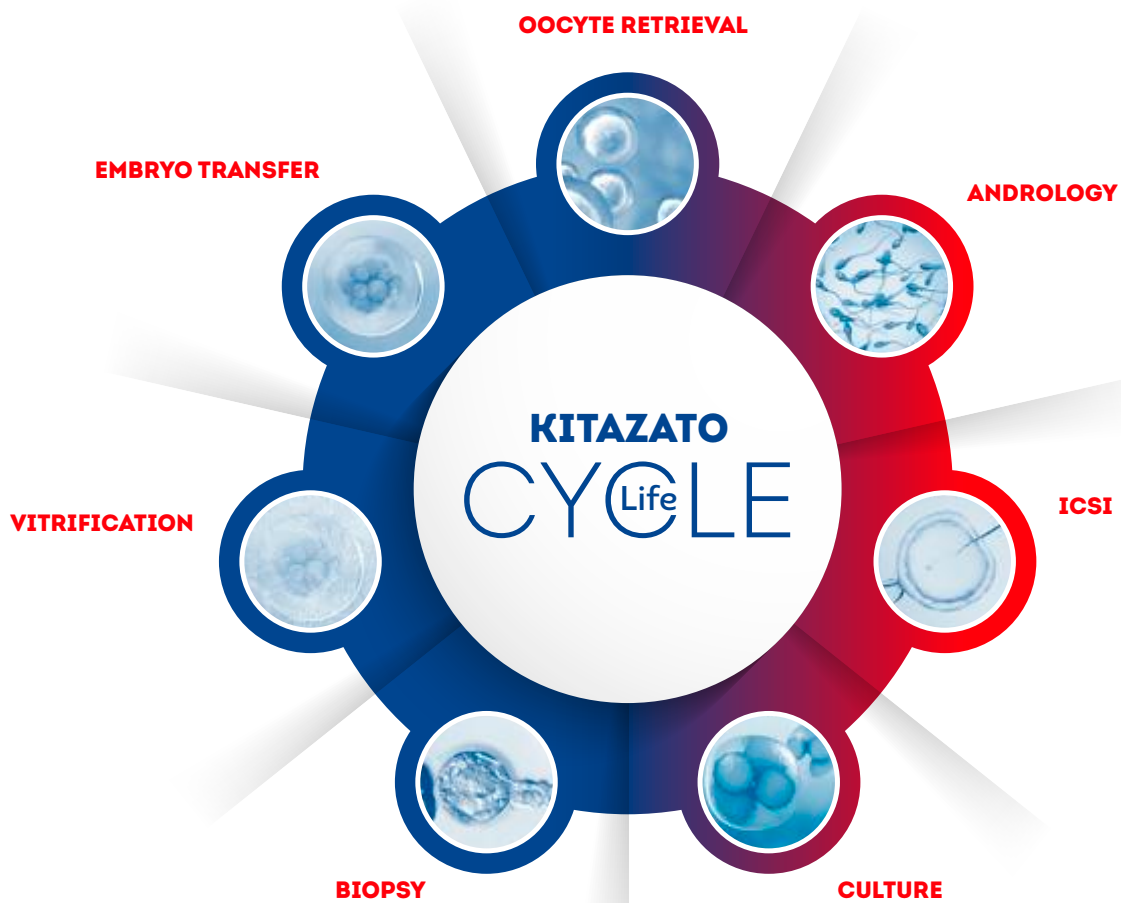
**+15**

Years  
investing in  
training &  
workshops

# THE IVF CYCLE TO MAKE LIFE HAPPEN

Kitazato offers a broad selection of quality products that maximize success at every step of the IVF LifeCycle

Learn more about the products involved in each IVF procedure



**KITAZATO®**



**KITAZATO CORPORATION**  
100-10 Yanagishima, Fuji  
Shizuoka 416-0932 Japan  
Tel +81 545-65-7122  
Fax +81 545-65-7128  
contact@kitazato.co.jp

**KITAZATO | DIBIMED**  
95 Old Marlton Pike West  
Marlton, NJ 08053  
info.us@kitazato-iuf.com  
+1 (856) 702 4041  
[www.kitazato-iuf.com](http://www.kitazato-iuf.com)

